

# CANTER 515 CITY CAB ALLOY TRAY 4X2 / CITY CAB / DUONIC DCT

GVM

**4,500KG**

GCM

**8,000KG**

Power/Torque

**110KW/370NM**

Can be driven on a passenger car licence.



**5**  
YEAR  
WARRANTY

**ALLOY TRAY WITH SINGLE PIECE DROP SIDES AND REMOVABLE REAR RACK  
30,000KM SERVICE INTERVALS**

fuso.com.au

**FUSO**

# SPECIFICATIONS

## MODEL

4x2 515 Built Ready City Cab Alloy Tray 6 Sp. Duonic DCT (FEA21CR3SFAC-B01)

## WHEEL BASE

2800mm

## GVM

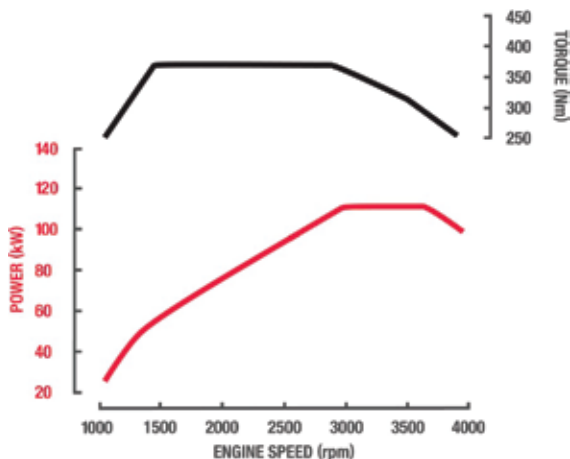
4500kg

## GCM

8 000kg

### ENGINE

Engine Version	FUSO 4P10-T4 Diesel
Configuration	4 Cyl. In-line DOHC, 4-Valve
Type	Variable Geometry Turbo Charged Air to Air Intercooled
Displacement	3 litre (2998cc)
Bore	95.8mm
Stroke	104mm
Power (DIN)	110kW @ 2840~3500 rpm
Torque (DIN)	370Nm @ 1350~2840 rpm
Maximum Engine Speed	4100 rpm
Compression Ratio	17.5:1
Cooling System / Oil Cooler	Water cooled, 13.0L capacity/ Plate type engine oil cooler
Air Cleaner	Paper Element Type with Restrictor Indicator. Vertical Intake Mounted on Clean Air Side (RH)
Emission Control	Diesel Particulate Filter (DPF) Exhaust Dash Display DPF Status 0~9 (Empty~Full) Parked Regeneration possible from 7~9
Emission Level	ADR 80/03 & EEV rated (Enhanced Environmentally-Friendly Vehicle) Euro 5



### FUEL

Injection System	Bosch Common Rail Direct Injection Bosch Piezo Technology Injectors
Tank Type	Rectangular Steel Tank with Locking Cap
Fuel Capacity *	100 Litres
Filtration	Filter with Water Separator and Indicator Sensor
Notes	*Max Fill to approx 95% of Air Capacity

### COOLING

Fan Drive	Thermo modulated continuous control (Viscous)
Radiator	Corrugated Fin with Expansion Tank

### ELECTRICAL

Voltage	12V Negative Earth
Alternator Capacity	12V-110 amp
Starter Capacity	12V-2.0kW
Battery Capacity	2x12V, 70Ah/5hr
Battery Specification	115D31LX2
Headlamp Type	Halogen
Headlamp Capacity	2x55W/60W

### CLUTCH

Clutch Model	Fully Automated Dual Clutch (no clutch pedal)
Type	Dual Clutch (Wet Multi-plate)

### TRANSMISSION

Version	FUSO Duonic M038S6
Type/Speeds	6 Speed Dual Clutch with Auto and Manual Modes
Features	Virtually Instant Gear Changes In-Dash Gear Lever with Park Brake Position ECO Mode to Minimise Fuel Usage
Ratios	1st: 5.397 2nd: 3.788 3rd: 2.310 4th: 1.474 5th: 1.000 6th: 0.701 Rev. 5.397
PTO Opening	LH Side.

### FRONT AXLE

Axle Version	FUSO F200T
Type	Independent Front Suspension
Capacity *	2300kg
Notes	*See MAX LOADING for vehicle capacity.

### FRONT SUSPENSION

Type	Double Wishbone Independent Front Suspension with Coil Springs and Shock Absorbers
------	--

### REAR AXLE

Type	Full Floating Banjo Type
Axle Version	FUSO R030T
Capacity*	3800kg
Ratio	4.444:1
Notes	*See MAX LOADING for vehicle capacity.

### REAR SUSPENSION

Type	Steel Suspension
Details	Parabolic Leaf with Shock Absorbers
Size Main Leaves	1100x70mm

### MAX LOADING

Front	2180kg
Rear	3800kg
Total	4500kg

### STEERING

Type	Rack & Pinion
Steering Column	Tilt/Telescopic Adjustable
Power Assist	Standard

### BRAKES

Type	Hydraulic Dual Circuit with Front and Rear Discs Single Calliper Front and Rear
Size Front	276x28mm
Size Rear	276x28mm
Features	ABS plus EBD (Electronic Brake Distribution) Exhaust Brake Brake Priority System
Park Brake	Transmission Mounted

### WHEELS & TYRES

Wheel Type	7 x Single Piece Disc Rims (Including Spare)
Wheel Size	16.0x5.5K-115
Wheel Stud Pattern	5 Stud 208 PCD
Tyre Size All	185/85R16 111/109
Spare Tyre Carrier	Provided

# SPECIFICATIONS

## MODEL

4x2 515 Built Ready City Cab Alloy Tray 6 Sp. Duonic DCT (FEA21CR3SFAC-B01)

## WHEEL BASE

2800mm

## GVM

4500kg

## GCM

8000kg

### CHASSIS

Type	Reinforced Tapered Channel
Size	188x60x4mm
Width	699mm
Tensile Strength	440 MPa

### INSTRUMENTS

Gauges	Speedometer with Odometer Tachometer Fuel Level Water Temperature
Colour Information Display	Fuel Consumption DPF Bar Chart from 1-9 Water Temperature Maintenance Reminder System Tripmeters

### MULTI-MEDIA PACKAGE

Satellite Navigation	Maps with heavy vehicle weight, length, height & hazardous material selectable restrictions with 3 years of Map updates
Colour Display	6.1 inch LCD with touch screen control
Phone Connectivity	Bluetooth® hands free
Audio Visual Entertainment	CD/DVD player and Digital radio DAB+ (also AM/FM for areas not covered by DAB+) USB port for iPod®* & other devices
Reversing Camera Compatible	Display can accept up to 3 cameras#
Notes	* iPod® compatibility requires an additional licensed cable # Cameras available through spare parts

### STANDARD FEATURES

Airbag(s)	Dual Air Bags and Seat Belt Pre-Tensioners (Driver & Far Side Passenger)
Cruise Control	Yes
Hill Start System	Yes
Cab Cooling & Heating	Air Conditioner / Heater / Demister
Accessory Power	12V Accessory Power Outlet / Cigar Lighter
Driving	Fuso Multimedia Unit Keyless Central Locking Electric Windows Cup Holders (2)
Storage	Dual Overhead Storage Pockets In-Dash Centre Document Storage Door Storage Pockets Dash Storage Tray (1 DIN) Coat Hooks
Cab: External	Door Side Impact Beams
Chassis	Reverse Warning Buzzer Factory Reverse Camera with Infrared Display and Audible Pickup (Supply only in Cabin)

### CAB FEATURES

Type	All Steel Forward Control Manual Tilt
Mounting	Hydroelastic 4 Point
Additional Engine Access	N/A
Colour	Natural White
Windscreen Wipers	2 Speed + Intermittent Cycle with Integrated Washer Nozzles
Rear Vision Mirrors	1 x Internal 2 x External Convex (ECE 46) - Heated
Seating Capacity	3
Seat Belts	Lap Sash Belts for Outside Seating Positions Lap Belt for Centre Seat
Seat (driver)	Fixed Reclining LH Arm Rest & Lumbar Support
Seats (passenger)	Flat Folding, 2 Passenger Bench

### SERVICE INTERVALS

Interval*	30,000km or 12 Months (whichever occurs first)
Notes	* based on normal operating conditions and may be reduced when operating under severe conditions.

### WARRANTY

Basic/Powertrain	5 Years or 200,000km (whichever occurs first)
Cab Perforation/Anti Corrosion	5 Years

### PERFORMANCE

Turning Circle (kerb to kerb - metres)	9.8
Road Speed (km/h) at Max Engine Speed	145
Engine Speed (rpm) at 100km/hr (top gear)	2346
Gradeability at Rated GVM (theoretical)*	45%
Notes	*This is theoretical performance only. Actual performance may vary under different conditions

### MASS (ESTIMATED)\*

Front*	1385kg
Rear*	765kg
Total*	2150kg
Notes	* Mass (est.) includes oil and water but excludes spare wheel, tools & fuel. Weights provided are subject to 3.5% variation (+/-)

### DIMENSIONS (MM)

Width Front Fender (mm)	1695
Width Rear Axle (mm)	1869
Width Rear Track (mm)	1435
Width Frame (mm)	699

### BUILT READY

Length (mm)	3630
Width (mm)	2140
Height (mm)	290
Overall Unit Length (mm)	5210
Features	<ul style="list-style-type: none"> <li>• 260mm Single Piece Drop Sides</li> <li>• 4 Tonne Rated Slat Aluminum Floor*</li> <li>• Front Steps with Non-Slip Tread</li> <li>• 40mm Continues Rope Rail with</li> <li>• 65mm Tube Headboard with Mesh Infill And Grab Handles</li> <li>• 65mm Removable Rack with Load Pins – Rear Only</li> </ul>
Notes	* See MAX LOADING for vehicle capabilities

# SPECIFICATIONS

## MODEL

4x2 515 Built Ready City Cab Alloy Tray 6 Sp. Duonic DCT (FEA21CR3SFAC-B01)

## WHEEL BASE

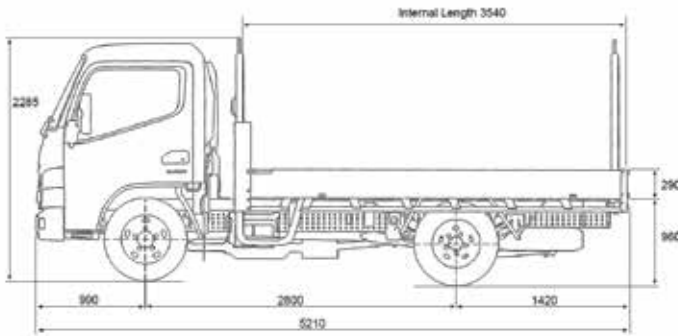
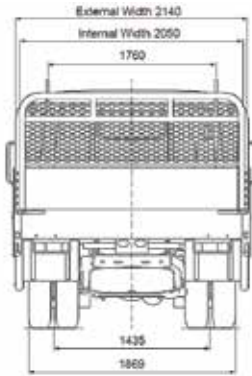
2800mm

## GVM

4500kg

## GCM

8000kg



# FUSO

## CALL 1300 429 134

or visit [fuso.com.au](http://fuso.com.au)

Unless specified in writing herein the accessories, applications, bodies or equipment depicted in this document are for illustration purposes only and may not be available from Daimler Truck and Bus Australia Pacific Pty Ltd. (ABN 86 618 413 282) (DTB). No representation or warranty whatsoever is given in relation to any accessories, applications, bodies or equipment or suitability of same that are shown herein that may be manufactured, supplied or fitted by a party other than DTB. DTB reserves the right without notice or obligation to discontinue or make changes to the colour, designs, materials and specifications of the products and options referred to herein at any time. For the most current information and in order to ascertain which accessories, applications, bodies and equipment are available from DTB please contact your authorised FUSO Truck and Bus dealer. Fuso is a registered trademark of Daimler Truck and Bus Australia Pacific Pty Ltd. Copyright DTB. Reproduction in whole or part prohibited without written approval. Part Number TSX10A-SSV1. Valid from 30-Oct-18.